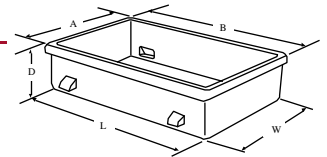


PELCO

Thermoforming Custom & Standard Boxes, Trays and Formed Plastic Items

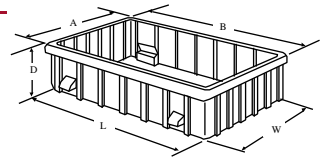
OPEN TOTE

	A	B	W	L	D
STACKABLE					
7050	8	12	6 1/2	10 1/2	2 TO 5
7060	12	16	10 1/2	14 1/2	2 TO 6
7070	12	18	10 1/2	16 1/2	2 TO 6
21711	11 3/4	13 3/4	10 1/2	12 1/2	3
NON-STACKABLE					
20481	17 3/4	26	16 1/2	24 3/4	4 1/2
22186	5	13 1/2	3 1/2	12	2 TO 4
23655-RFT	6 5/8	12 5/8	6	12	1 1/2
24156	17	21	12	16	2 TO 10
26187	8	20 1/8	6 1/2	18 5/8	4
26273	9 3/4	11 1/2	8 5/16	10 1/16	5 1/4
26626	16 3/4	24 3/4	16 3/4	24 3/4	3/4



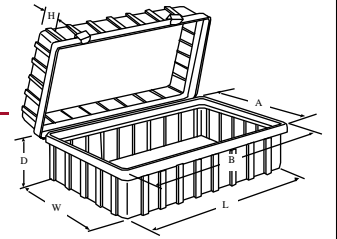
SLOTTED OPEN TOTE

	A	B	W	L	D	W SLOTS	L
STACKABLE						SLOTS	
21499-22	22 5/8	22 5/8	20 5/8	20 5/8	2 TO 10	13	13
NON-STACKABLE						SLOTS	
CB-24	11 1/4	24	9	21 3/4	2 TO 5	14	39
CB-30	11 1/4	30	9	27 3/4	2 TO 5	14	51
26187	8	20 1/8	6 1/2	18 5/8	4		
26302	14 7/8	20 3/8	12 3/4	18 1/4	3	11	17
26303	20 7/8	24 1/8	18 3/4	22	3	17	21
27153	16	16	14 1/4	14 1/4	2 3/4		



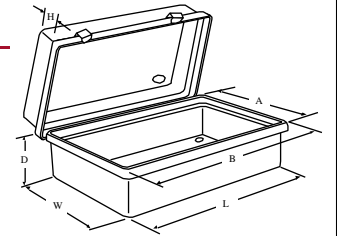
SLOTTED TOTE

	A	B	W	L	D	H
20536-1/2	5	10	3 3/4	8 3/16	1 TO 4	FLAT
20983	12	16	10 3/4	14 3/4	1 TO 7	1 TO 4



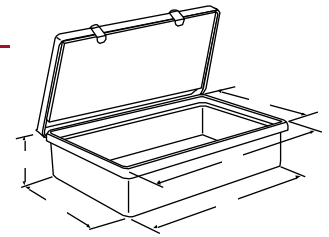
RAISED LID TOTE BOXES

	A	B	W	L	D	H
1311	11	11	10	10	1 TO 6	1 TO 4
1322	10 1/8	10 1/8	8 1/2	8 1/2	1 TO 6	1 TO 4
1333	15 1/2	15 1/2	14	14	1 TO 5	1 TO 4
1340	6	8	4 1/2	6 1/2	1 TO 5	1 TO 4
1350	8	12	6 1/2	10 1/2	1 TO 5	1 TO 4
1360	12	16	10 1/2	14 1/2	1 TO 6	1 TO 5
1370	12	18	10 1/2	16 1/2	1 TO 6	1 TO 5
1380	15 1/4	24 1/4	14	23	2 TO 5	1 TO 4
1390	14 5/8	14 5/8	13 1/8	13 1/8	2 TO 5	1 TO 4
13005	18 3/4	25 1/2	17 1/4	24	1 TO 6	1 TO 6
13006	14 5/8	14 5/8	13 1/8	13 1/8	1 TO 6 1/2	1 TO 4
21242	10 3/4	12 1/4	9 1/2	11	1 TO 5	1 TO 4
23133	15 1/2	18 1/2	14	17	1 TO 6	1 TO 5
25139	21	26 1/2	19	24 1/2	6 1/4	6 1/4
25441	5 1/4	5 1/4	4	4	2	1 1/4
26153	15 1/8	20	12 7/8	17 3/4	4 1/2	4 3/4
26158	12 1/4	14 5/8	9 3/4	12 1/8	5 1/8	4 5/8
26287	18	18	16	16	5 3/4	5 3/4
26291	21 1/2	21 1/2	19 1/2	19 1/2	4 7/8	7/8
26380	28 1/2	28 1/2	25	25	10 1/2	9 1/2
26421	12	14 1/2	9 7/8	12 3/8	3 7/8	1 1/8
26532	12 1/2	26 1/2	10 1/4	24 1/4	5	3 1/4
26708	20 1/4	26 1/4	18	24	5 3/4	5 1/4
27090	23 1/4	23 1/2	22	22	1 1/2	4 1/4
27103	38	38	36	36	3 3/8	8 3/8
27114	20 3/4	20 3/4	19 1/4	19 1/4	1 3/4	2 3/8
27115	22 1/2	22 1/2	21	21	1 3/4	5 7/8
27144	8 3/4	8 3/4	7 1/4	7 1/4	3	2 1/2



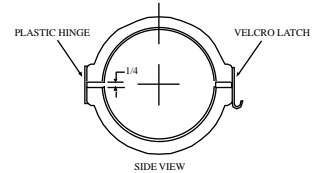
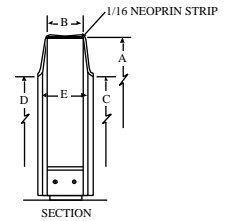
FLAT LID TOTE BOXES

	A	B	W	L	D
TB 3	7 7/8	7 7/8	6	6	1 TO 5
TB 4	6	8	4 1/2	6 1/2	1 TO 5
TB 5	8	12	6 1/2	10 1/2	1 TO 5
TB 6	12	16	10 1/2	14 1/2	1 TO 6
TB 7	12	18	10 1/2	16 1/2	1 TO 6
TB 9	7 7/8	9 7/8	6	8	1 TO 5
TB 11	11	11	10	10	1 TO 5
TB 22	10 1/8	10 1/8	8 1/2	8 1/2	1 TO 5
TB 33	15 1/2	15 1/2	14	14	1 TO 5
TB 80	15 1/4	24 1/2	14	23	1 TO 5
TB 90	14 5/8	14 5/8	13 1/8	13 1/8	1 TO 5
12709	17 1/2	18 1/2	16	17	8
20850	15 1/4	24 1/4	14	23	1 TO 4
20866	5	6 1/2	4	6	2
21190-2	3 1/8	5 11/16	3	4 3/8	2 1/2
21193	6 3/4	9 1/4	5 1/4	7 3/4	1 TO 4
21488	11	16	10	15	1 TO 3
24137	20 1/2	20 1/2	18 1/2	18 1/2	7
24197	9 1/4	10 1/2	8	9 1/4	1 TO 6
24670	17 1/2	18 1/2	16	17	8
25136-TB6	19	24 1/2	21	26 1/2	6
25397	5	9	4	8	1 3/16
25476	4 1/8	7 3/4	3 1/8	6 3/4	1 1/16
25644	10 1/4	13	9	11 3/4	2
26045	18 3/4	20 3/4	16 3/4	18 3/4	1 TO 6
26091	2 7/8	2 7/8	1 1/8	1 5/8	3/8
26138	5 1/4	6 1/4	4	5	2
26143	16	27	12	23	12
26207	4 3/4	6	3 1/2	4 3/4	2
26278	6 1/4	8 1/8	4 7/8	6 3/4	2 1/4
26291	21 1/2	21 1/2	19 1/2	19 1/2	5
26325-C	3 7/8	5 1/2	2 3/8	4 5/8	1 1/4
26339	4	5 1/2	2 3/4	4 1/4	5/8
26340	6	6 3/8	4 3/4	5 1/8	13/16
26394-CT	13 1/2	16 7/8	12	15 3/8	3
26487	14 3/4	19 3/4	12 1/4	16 1/4	2 1/2
26489	20 3/4	27 3/4	18 1/4	24 1/4	2 1/2
26505-2	5 1/2	11 1/2	4	10	1 TO 4
26602	10 1/4	13	8 11/16	11 7/16	3 1/2
26777	6	8	5	7	1 1/4
26973	8 1/2	10 1/4	7	8 3/4	1
27009-ESD	7	8 1/4	5 1/2	6 3/4	2 1/2



**PROTECTIVE
COVERS**

	A	B	C	D	E
24250-PC1	17 7/8	5/16	17 1/2	17 1/2	5/16
24250-PC2	14 5/16	1 3/16	13 3/4	13 3/4	1 3/16
24250-PC4	16 3/4	1	16 3/8	16 3/8	1
24250-PC6	7 5/16	1/2	6 13/16	6 13/16	1/2
24250-PC8	13 15/16	7/16	13 3/4	13 3/4	7/16
24250-PC9	13 11/16	7/16	13 15/32	13 15/32	7/16
24250-PC17	16 25/32	1/2	16 1/16	16 1/16	1/2
24250-PC51	3 15/16	13/16	3 13/16	3 13/16	13/16
24250-PC62	7 3/32	1/2	6 15/16	6 15/16	1/2
24250-PC63	16 23/32	1/2	16 19/32	16 19/32	1/2
24250-PC64	14	1/2	13 3/4	13 3/4	1/2
24250-PC74	23 7/8	2	23 1/2	23 1/4	2
24250-PC75	14 7/8	1 1/2	12	12	1 1/2
24250-PC84	16 25/32	1 1/16	13 1/2	13 1/2	1 1/16
24250-PC85	15 1/4	2	11 3/4	11 3/4	2
24270-PC12	6 3/32	1 1/8	5 3/8	5 3/8	1 1/8
24270-PC22	6	3/8	2 3/4	5 5/8	3/8
24898-1	15 7/8	1 7/16	8 1/4	7 3/4	1 7/16
25433-PC1	7 3/4	7/8	4 13/32	3 31/32	1 5/16
25433-PC2	7 5/8	7/8	5 7/64	4 13/16	1 7/32
25433-PC3	7 1/16	5/8	4 29/32	4 29/32	7/8
25433-PC4	6 5/8	5/8	4 13/16	4 29/32	15/16
25433-PC5	8 1/4	1	4 7/16	3 15/16	1 1/2
25433-PC6	6 1/2	5/8	4 13/32	4 13/32	29/32
25433-PC7	6 3/16	5/8	4 13/32	4 13/32	25/32
25433-PC8	7 3/4	7/8	4 13/32	4 13/32	1 5/16
25433-PC9	7 1/32	7/8	4 13/32	4 13/32	1 1/8
25457-PC1	7 29/32	17/32	7 11/16	7 11/16	17/32
25458-PC2	13 13/32	7/8	12 13/16	12 13/16	7/8
25563-PC	15 29/32	1/2	13 1/2	15 9/32	1 1/2
25868-PC	22 1/8	1 1/16	21 11/16	17 1/4	1 1/16
25923-PC1	13 7/16	1 3/8	10 7/8	10 7/8	1 3/8
25924-PC	22 1/2	1 1/8	22 1/8	19	1 1/8
25931-PC	14 11/16	3/8	14 1/8	14 1/8	3/8



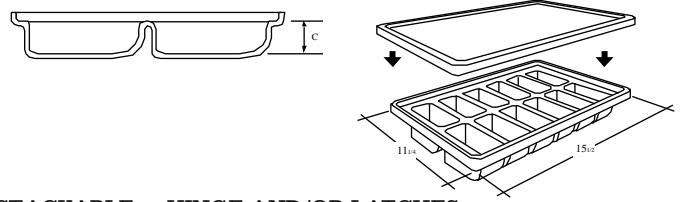
PROTECTIVE COVERS

	A	B	C	D	E
25947-PC1	16 27/32	1/2	16 9/16	16 9/16	1/2
26115-PC	7 3/8	4	1	1	4
26300-PC1	4 3/8	1	3 7/8	3 7/8	1
26300-PC2	12 3/8	1	11 23/32	11 23/32	1
26300-PC3	22 3/8	9/16	21 3/4	21 11/16	9/16
26300-PC4	22 3/8	3/16	21 3/8	21 3/4	3/16
26367-PC	23 13/16	1 1/8	22 5/8	22 5/8	1 1/8
26393-PC1	24 11/16	1/4	23 1/2	21 3/8	17/32
26415-PC	14 15/16	1 15/16	12 1/2	12 1/2	1 15/16
26416-PC	15 1/4	1 1/4	14 1/4	12 1/2	2 3/16
26461-PC	36 13/16	1 1/4	36 7/32	35 9/16	1 1/4
26462-PC	18 13/16	2 3/8	17 1/8	17 1/8	2 3/8
26518-PC	22 5/8	1 5/32	21 1/8	21 5/8	1 5/32
26538-PC	19 7/32	1 1/4	18 13/16	18 13/16	1 1/4
26539-PC	36 1/32	13/16	35 11/16	35 11/16	13/16
26543-PC	34 13/16	3/4	34 3/16	34 3/16	3/4
26544-PC	35 9/32	1 5/8	34 11/16	34 11/16	1 5/8
26551-PC	19 1/16	11/16	15 1/4	15 1/4	11/16
26752-PC	19	3 5/8	16	9	4 1/2
26754-PC	17 1/4	1 1/8	15 3/4	15 3/4	1 1/8
26760-PC	10 29/32	1 1/16	10 27/64	9 3/4	1 1/16
26776-PC	11 1/2	1/2	9 1/2	9 1/2	1/2
26815-PC	30 5/8	1 3/8	28 9/32	28 9/32	1 3/8
26835-PC1	11 7/8	1 1/2	11 1/16	10 1/2	1 1/2
26835-PC2	13	3/4	12 3/32	12 3/32	3/4
26836-PC1	10 5/16	15/16	9 1/2	9	15/16
26836-PC2	13	7/8	11 31/32	11 31/32	7/8
26843-PC	28 3/8	13/16	27 1/2	27 1/2	13/16
26861-PC	9 1/8	11 1/2	8 1/2	8 1/2	11 1/2
26862-PC	20 1/16	9	19 7/16	19 7/16	9
26890-PC	11 7/8	1	11 1/4	11 1/4	1
26928-PC	17 13/32	1 1/8	13 1/2	13 1/2	1 1/8
26933-PC	4 5/16	1 9/16	3 15/16	3 15/16	1 9/16
26959-PC	31 9/32	1 7/8	25 9/32	25 9/32	1 7/8
26971-PC1	7 1/32	9/16	6 3/8	6	9/16
26971-PC2	6 1/32	11/16	5 1/4	4 3/4	11/16
26977-PC	26 3/8	1 5/8	23 7/8	23 7/8	1 5/8
27028-PC	14 5/16	1	13	13	1

ESD PROTECTION

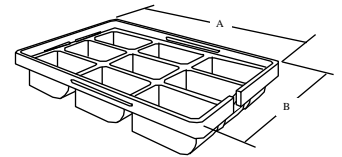
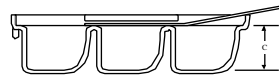
IN HI-IMP ACT CONDUCTIVE OR ST ATIC DISSIP ATIVE MATERIALS

CAT. NO.	C	CAV. SIZE	NO. CAV.
NS6-20891-ESD	2	3 1/4 X 10 1/4	4
NS6-10701-ESD	1 1/4	2 x 4 7/8	12
NS6-10083-ESD	2	2 X 3 1/4	16
NS6-10232-ESD	1 1/2	1 1/2 x 2 3/4	21
NS6-10399-ESD	1 1/2	1 3/8 x 2 1/8	32

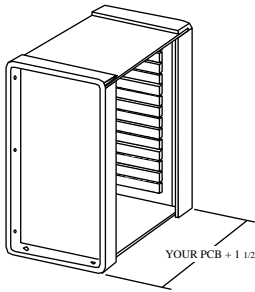


STACKABLE HINGE AND/OR LATCHES

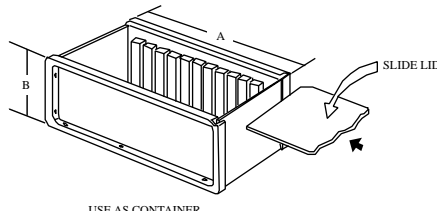
CAT. NO.	A	B	C	CAV. SIZE	NO. CAV.
R20567-8-ESD	9 1/2	8 1/2	1 1/2	2 1/2 X 3 1/2	6
R20567-9-ESD	9 1/2	8 1/2	1 1/2	2 1/2 X 2 3/16	9



SLIDE-IN LID



USE AS CABINET



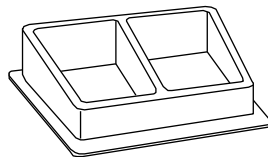
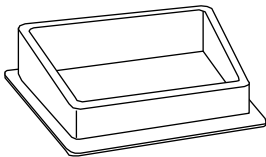
USE AS CONTAINER

CAT. NO.	A	B	SLOTS	C-C
25300-6ESD	15	6 3/4	22	5/8
25300-9ESD	15	9 3/4	22	5/8
25300-12ESD	15	12 3/4	22	5/8

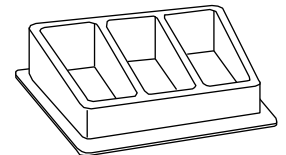
CUSTOM PCB CONTAINER...CABINET

FABRICATED TO YOUR SPECIFICATIONS

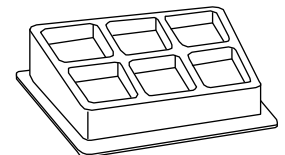
- CUSTOM FITS YOUR PCB..
- PROTECTIVE STORAGE...
- SLIDE IN LID...
- 1/8 X 3/16 D. SLOTS...



BENCH BINS



CAT. NO.	OVERALL SIZE	CAV. SIZE	NO. CAV.
BN 557-1-ESD	7 3/4 X 11 1/2 X 2 1/2	5 1/4 X 7 1/4 X 1 3/4	1
BN 557-2-ESD	7 3/4 X 11 1/2 X 2 1/2	3 3/8 X 7 1/4 X 1 3/4	2
BN 557-3-ESD	7 3/4 X 11 1/2 X 2 1/2	2 X 7 1/4 X 1 3/4	3
BN 557-6-ESD	7 X 10 1/2 X 4 1/4	2 1/4 X 2 1/2 X 1 3/4	6

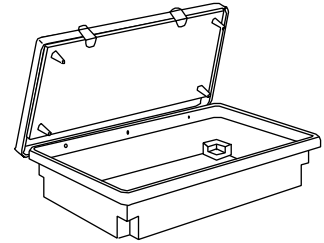
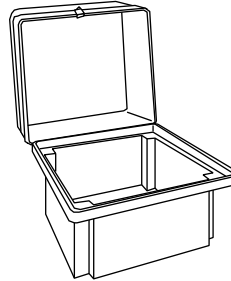


ESD PROTECTION

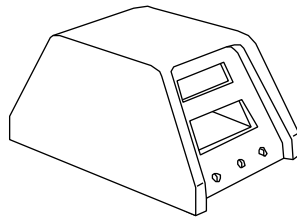
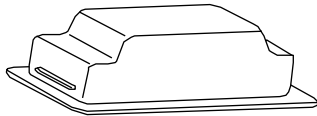
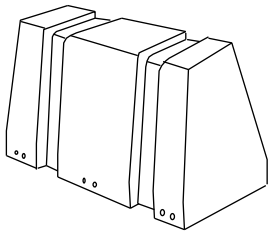
IN HI-IMPACT CONDUCTIVE OR STATIC DISSIPATIVE MATERIALS

CUSTOM CONTAINERS

- PC BOARDS
- ELECTRONIC MODULES
- CABLE ASSEMBLIES
- MACHINED PARTS
- SINGLE OR MULTIPLE UNIT

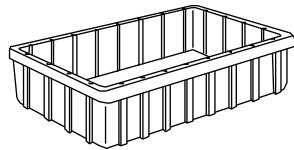
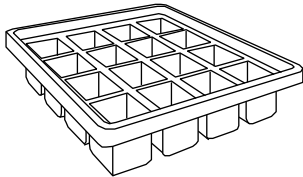


PROTECTIVE COVERS & HOUSINGS



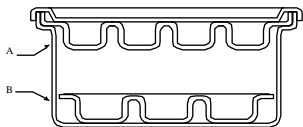
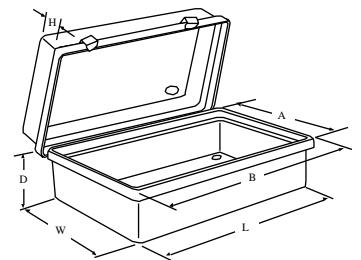
- PRODUCT PROTECTION
- AREA SHIELDING
- MECHANICAL ASSEMBLY
- PRESS & SNAP FIT

INSERT LISTING



The following pages contain listings of our standard inserts. These are trays of various cavity types and sizes that will fit into a Pelco Tote Box of corresponding size, of course any insert will serve as a stand alone tray or container with the addition of a lid. Here are three insert sizes designated NS5, NS6, and NS11 which fit containers shown below:

FOR:	USE	BOX:	A	B	W	L	D	H
NS5		1350	8	12	6 1/2	10 1/2	1-5	1-4
		TB5	8	12	6 1/2	10 1/2	1-5	FLAT
NS6		1360	12	16	10 1/2	14 1/2	1-6	1-5
		TB6	12	16	10 1/2	14 1/2	1-6	FLAT
NS11		1311	11	11	10	10	1-6	1-4
		TB11	11	11	10	10	1-6	FLAT




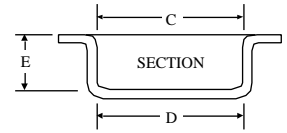
Inserts can be trimmed to fit either in the base of a container or on its flange as shown here. Trays are trimmed to "A" size unless "B" is specified. eg. NS6-1010-B

Lid Options:

- DROP ON – without hardware
- LATCHED – removable lid with 2 or 4 swing latches
- HINGED – lid attached with hinge and secured with 2 swing latches


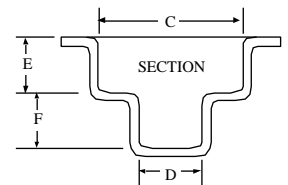
INSERT T TYPE 3 ROUND CAVITY

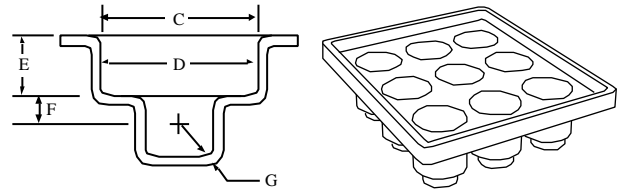
NS5	INSERT NO .	C	D	E	NO. CAV.	C-C
	826	0.75	0.63	1.00	40	1.31
	961	0.64		0.50	52	1.03
	1039	0.75		0.75	60	1.00
	1095	0.75		0.75	28	1.44
	20139	1.72	1.65	1.25	15	2.13
	23151	2.94		1.50	6	3.44
NS6						
	762	3.00		1.75	12	3.50
	839	2.38		0.75	15	2.88
	10065	2.63		2.00	12	3.38
	10411	3.13		2.50	8	4.00
	23642	3.75		2.00	8	3.13
	26217	1.38		1.50	35	2.00
	26722-1	5.25		2.00	3	
	26722-2	5.25		3.00	3	



INSERT T TYPE 4 STEPPED ROUND CAVITY

NS5	INSERT NO .	C	D	E	F	NO. CAV.	C-C
	392	1.28	1.00	0.19	1.00	24	1.88
	898	3.19	2.53	0.88	0.38	5	3.50
	900	1.91	1.56	0.41	0.53	10	2.31
	910	1.52	1.31	0.97	0.47	15	2.00
	925	3.06	2.63	0.88	0.38	6	3.25
	959	2.66	2.50	0.31	0.56	6	3.13
	1001	1.25	1.00	0.25	0.75	24	1.69
	10007	0.90	0.90	0.19	0.50	40	1.31
	10541	1.88	1.38	0.25	1.38	12	2.16
	20457	1.13	0.75	0.63	1.31	20	1.63
NS6							
	830	2.75	1.25	2.44	0.88	10	3.63
	926	2.00	1.63	0.88	0.50	20	2.50
	1141	1.38	1.22	0.38	0.75	35	1.88



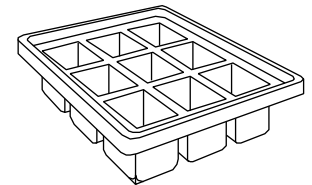
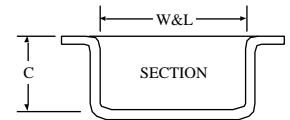


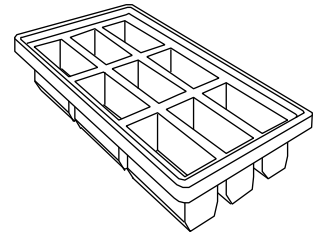
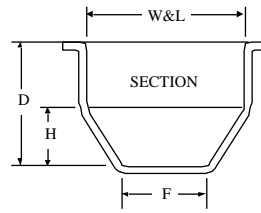
**INSERT T TYPE 5
STEPPED ROUND CAVITY**

NS5		C	D	E	F	G	NO. CAV.	C-C
	389	0.88	0.88	1.09	0.16	0.25	25	1.63
	585	1.22	0.69	1.25	0.53	0.13	15	2.25
NS6								
	1050	1.78	1.13	1.00	0.63	0.25	35	2.09

**INSERT T TYPE 6
RECTANGULAR CAVITY**

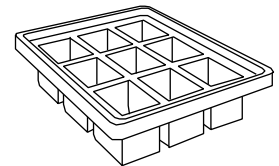
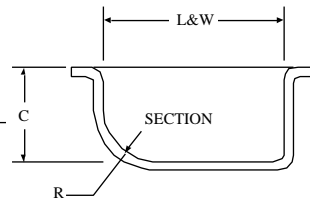
NS5	INSERT NO .	W	L	C	NO. CAV.
	304	2.06	2.94	1.25	8
	355	2.50	2.50	1.81	6
	543	3.06	6.44	2.63	3
	1061	0.44	2.06	1.25	30
NS6					
	355	2.50	2.50	1.81	12
	358	1.50	1.50	1.31	35
	1008	1.00	2.50	1.00	28
	1010	1.00	10.31	1.00	9
	1012	2.00	4.63	2.00	12
	1021	0.38	1.09	1.13	90
	1194	4.00	4.00	2.25	6
	10083	2.00	3.25	2.00	16
	10206	3.19	4.00	3.00	8
	10701	2.00	4.88	1.25	12
	20891	3.25	10.31	2.00	4
	26678	2.00	2.00	2.00	24
	26679	2.50	2.50	2.00	12
	26686	1.25	1.25	1.50	48
	26687	1.75	1.75	1.75	35
	26689	2.75	2.75	2.00	12
	26724	3.50	3.50	2.00	6
NS11					
	10735	2.13	3.75	2.00	6
	10782	1.50	1.50	1.25	25
	20533	2.63	4.00	2.50	6





INSERT T TYPE 8 V-CHANNEL CAVITY

NS6	INSERT NO .	W	L	D	F	H	NO. CAV.
	10232	1.50	2.75	1.50	0.31	0.75	21
	10399	1.38	2.13	1.50	0.31	0.75	32
	20781	0.86	2.69	0.86	ROUND	0.43	50
	20782	0.86	1.25	0.86	ROUND	0.43	100

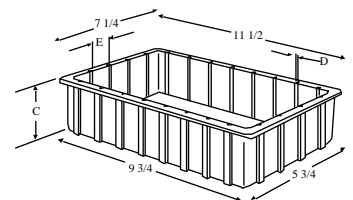


INSERT T TYPE 9 FINGER PICK WELL

NS5	INSERT NO .	W	L	C	R	NO. CAV.
	304	2.06	2.94	1.88	1.00	8
NS6						
	10083	2.00	3.25	2.00	2.00	16
	10232	1.50	2.75	1.50	0.75	21
	10399	1.38	2.13	1.50	0.75	32
	10701	2.00	4.88	1.25	1.25	12

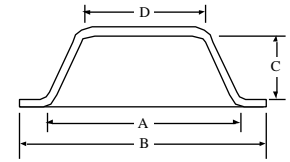
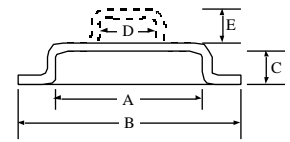
INSERT T TYPE 10 DIVIDER STYLE

NS5	INSERT NO .	E	C	D	SLOTS	
					L	W
	12550-1	1.00	1.00	0.15	8	4
	12550-2	1.00	2.00	0.15	8	4
	12550-3	1.00	3.00	0.15	8	4
	12550-4	1.00	4.00	0.15	8	4



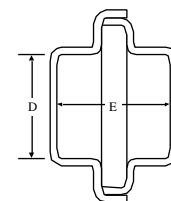
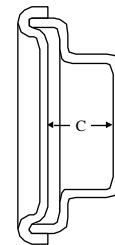
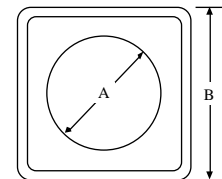
ROUND COVERS

	A	B	C	D	E
24250-PC34	7 17/64	7 11/16	3/8		
24250-PC35	26 3/8	27 5/8	6	22	
24250-PC36	27	28	5/8	8	3 1/2
24250-PC37	29	30	7/8	14	6 1/2
24250-PC38	27	28	3/4		
24250-PC39	21	22	3/4	15	3
24250-PC77	29 11/16	31 3/8	8 25/32		
24270-PC18	16 1/16	16 5/16	3/4		
24270-PC19	13 11/16	13 15/16	1	11	3
24270-PC35	12 3/8	12 11/16	3/4	10 3/8	1
24270-PC36	15	15 5/16	3/4	13	1
24270-PC37	15 5/8	15 15/16	3/4	13 5/8	1
24270-PC38	14	14 5/16	3/4	12	1
24270-PC39	13 3/4	14 1/8	3/4	12 3/4	7
24270-PC48	15 3/32	15 13/32	3/4	14 1/4	5 1/2
26277	6	7	1		
26525-PC	9 1/2	9 3/4	21/32		



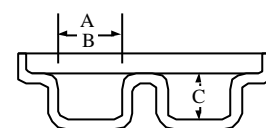
ROUND CONTAINERS

	A	B	C	D	E
21192-2	4 1/2 D	6 D	2 1/2		
24250-CT58	8 1/8 D	9 3/8	2 1/4		
26360-ESD	8 1/4 D	11 3/8		9 1/2	3 5/8
26095	12 1/4 D	14 3/4	5 13/32		
26408	13 1/4 D	14 3/4	7/8		
26423	3 3/16 D	4 7/16	1/2		
26424-1	4 3/8 D	5 11/16	23/32		
26424-2	4 3/8 D	5 11/16	1		
26425	4 1/4 D	5 11/16	11/16		
26426	4 7/16 D	5 11/16	1 3/16		
26427-1	5 1/4 D	6 1/2	1 3/16		
26427-2	5 1/4 D	6 1/2	1 3/4		
26428	5 9/16 D	7 1/8	1		
26429	5 7/8 D	7 1/8	1 3/16		
26430	9 D	10 1/4	1 1/4		
26625	1 3/4 D	1 7/8 D	2 1/2		

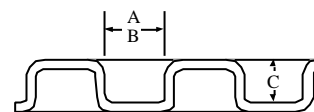


CAVITY TRAYS

	SIZE	A-B	C	No.CAV.	COVER
STYLE I					
21800	7 X 10	4 1/4 X 6	1 1/2	2	Y
25755	8 X 15 1/2	1 X 1	1/2	50	N
25832-50	5 1/16 X 2 23/32	.350 D.	1/16	50	N
25836	6 13/16 X 13 1/16	15/16 X 15/16	7/16	50	Y
26325-4	3 9/16 X 5 5/16	9/16 D.	1/4	15	N
26325-5	3 9/16 X 5 5/16	3/4 D.	3/8	11	N
26325-6	3 9/16 X 5 5/16	5/8 D.	5/16	14	N
26445	9 7/8 X 10 1/2	35/64 D.	7/32	110	Y
26446	7 3/8 X 7 7/8	5/16 D.	19/64	110	Y
26550	6 7/16 X 9 1/16	.275 X 2 1/2	0.275	36	N
26564-1	12 1/16 X 12 1/16	3/4 D.	9/16	100	Y
26564-2	12 1/16 X 12 1/16	3/4 D.	0.79	100	Y
26628	6 1/2 X 12 5/8	25/32 D.	7/16 - 9/16	50	Y
26642	9 5/8 X 17	7/8 X 4 3/4	2 7/16	15	Y
26643	5 3/8 X 9 1/8	11/32 D.	13/32	50	Y
26645	8 1/2 X 8 1/2	29/32 D.	15/32	25	Y
26660	11 5/8 X 15 5/8	2 1/2 X 13	1 1/2	13 or 15	Y
26705	10 3/4 X 10 3/4	1/4 D.	3/4	100	STD
26722	11 1/4 X 15 1/2	5 1/4 D.	2 & 3	3	STD
26793	7 1/4 X 11 1/2	3/4 X 2 1/4	11/16	24	Y
26807	6 X 7 1/4	15/16 D. 3/4 D.	5/8	20	Y
27030-2	9 1/2 X 14 1/8	1 3/4 X 8 1/4	1 1/2	7	N
27030-5	9 1/2 X 14 1/8	2 1/2 X 2 1/2	2	15	N
27030-6	9 1/2 X 14 1/8	2 1/2 X 3 1/4	2	12	N
27030-7	9 1/2 X 14 1/8	3 1/4 X 4	2	8	N
27030-8	9 1/2 X 14 1/8	2 3/16 X 6 5/8	2	6	N
27030-9	9 1/2 X 14 1/8	4 5/16 X 6 5/8	2	4	N
27060	19 1/2 X 23 1/4	3 X 3	1 5/8	30	Y



STYLE I



STYLE 2

STYLE 2

24348	9 1/8 X 14 3/4	5/8 X 8 1/8	13/16	15	N
26108	8 3/16 X 9 3/16	2 1/16 X 2 1/16	7/16	9	Y
26299	8 3/4 X 11	.60 X .85	1/2	64	Y
26400-1	9 3/4 X 10 3/4	11/16 X 21/32	1/8	72	Y
26400-2	9 3/4 X 10 3/4	27/32 X 49/64	0.138	64	Y
26400-3	9 3/4 X 10 3/4	1 1/32 X 55/64	0.138	49	Y
26400-4	9 3/4 X 10 3/4	1 23/64 X 1 1/16	0.138	36	Y
26400-5	9 3/4 X 10 3/4	1 1/2 X 1 1/2	0.138	20	Y